



## A. Equity

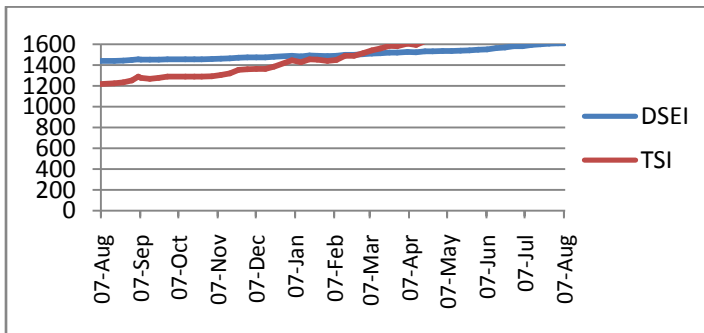
### Market Performance

This week's trading activity was relatively lower compared to the last week's activity. Week-on-week turnover slipped to TZS 489 mln (-44.70%) from last week's TZS 879 mln. Activity slowed to 1,180,106 shares (-12.20%) compared to the last week's level where 1,344,490 shares exchanged hands.

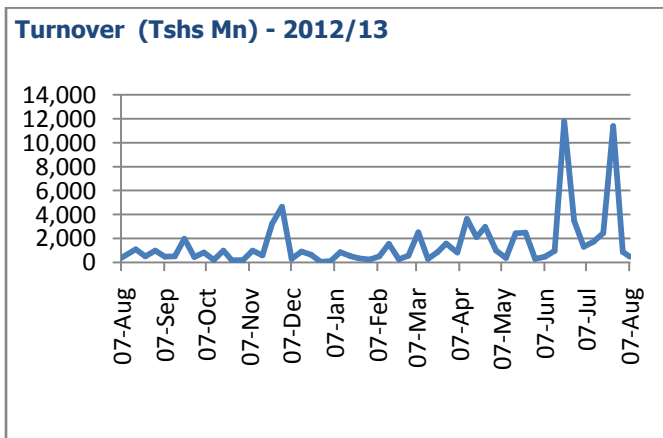
Both indices (DSEI and TSI) edged north. The DSEI moved by 0.02% to close at 1,611.48 points while TSI moved by 0.77% to settle at 1,962.61 points, mainly driven by gains on TBL and TCC counters that gained by TZS 40.00 and TZS 20.00 respectively. CRDB counter lost by TZS 5. However, the effect of the lost on the Indices was offset by the gains made on TCC and TBL Counters.

The Banking Segment Index weakened to settle at 2,070.78 points from 2,084.77 points in the previous week while The Industrial & Allied Index improved to 2,075.33 points from last week's 2,063.09 points.

### Market Performance



Source: DSE and TSL Analysis



## WEEKLY MARKET COMMENTARY

05th Aug July – 07th Aug 2013

### Statistics – Equity

Total - Week Ending	Aug-02 2013	Aug-07 2013	% Change
<b>Market</b>			
Turnover in Million (TZS)	879	486	-44.70%
Volume of Shares in '000	1,344	1,180	-12.20%
DSEI	1,611.15	1611.48	+0.02%
TSI	1,961.23	1,962.61	+0.77%
<b>Banks, Finance, &amp; Services</b>	2,084.77	2,070.78	-5.85%
<b>BI</b>			
<b>Industrial and Allied</b>	2,063.09	2,075.33	+0.59%
<b>IA</b>			

Source: DSE

### Outlook:

The bourse experienced a lower activity during the week compared to the previous week owing to the short Trading week. The Exchange remained closed from 8<sup>th</sup>-9<sup>th</sup> August 2013 to allow the Farmers' day and Eid Celebrations.

The banking sector continued to dominate the market, contributing 82% of the market value during the week.

As the liquidity continues to improve, activities are expected to pickup in the coming week with the support from both local and foreign investors.

### Analyst:

**Brenda Massay**

+255 22 211 2807

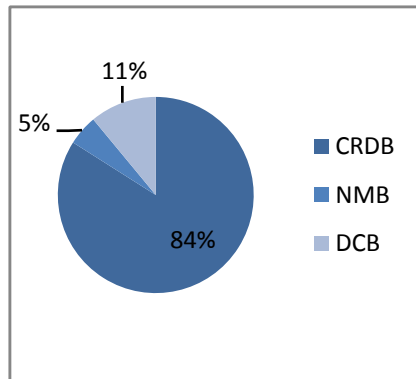
+255 688 137 580

[brenda@tanzaniasecurities.co.tz](mailto:brenda@tanzaniasecurities.co.tz)



## Bank, Finance & Investment Sector (BI)

Banks accounted for 97% of the week's total volume traded and 82% of the market value.



CRDB was mainly dominated by local investors than foreign participants during the week. There were no foreign purchases of CRDB during the week. The counter traded 1,050,506 shares at a price of

TZS 320.

NMB counter transacted 10,993 shares at a price of TZS 1,740.

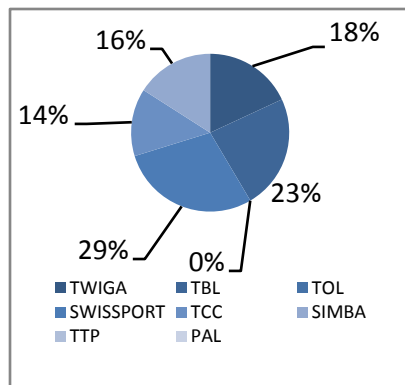
DCB activities fell during the week by trading of 87,300 shares at a price of TZS 475 and TZS 500 per share.

Generally, the Banking sector recorded a significant turnover and activity during the week compared to the Industrial and Allied segment.

## Industrial and Allied Sector (IA)

Industrial & Allied segment was more illiquid this week compared to the previous week. The segment moved 3% of total market's activity and 18% of the total turnover.

Swissport was the most active counter among the Industrial and Allied sector during the week.



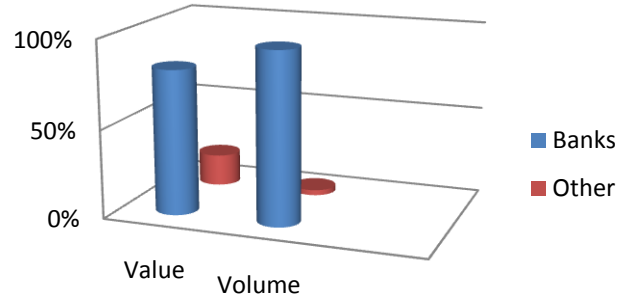
Swissport counter traded 10,363 shares at a price of TZS 2,240 per share. Simba followed with 7,540 shares being transacted at a price TZS 2,400 per share. TBL followed to close the week at TZS 3,380 per share, moving a volume of 5,720

shares.

5,599 shares of Twiga exchanged hands at a price of TZS 2,700 while TCC moved 1,685 shares at TZS 6,820.

PAL counter moved 400 shares at a price of TZS 475. There were no activities on the TTP and TOL counter.

## % Share of the Market's activity



Source: DSE and TSL Analysis

## Banking Sector Share Prices (in TZS)

Counter	02.08.2013	07.08.2013	%Changes
DCB	500.00	500.00	0.00%
NMB	1,760.00	1,760.00	0.00%
CRDB	325.00	320.00	-1.54%

Source: DSE and TSL Analysis

## IA Share Prices (in TZS):

Counter	02.08.2013	07.08.2013	% Changes
TOL	275.00	275.00	0.00%
TBL	3,340.00	3,380.00	+1.20%
TTP	600.00	600.00	0.00%
PAL	475.00	475.00	0.00%
TCC	6,800.00	6,820.00	+0.29%
SIMBA	2,400.00	2,400.00	0.00%
TWIGA	2,700.00	2,700.00	0.00%
SWISSPORT	2,240.00	2,240.00	0.00%

Source: DSE and TSL Analysis



## B. Fixed Income Securities

### Primary Market

There was a 5- year Treasury Bonds market during the week. The Government intended to raise TZS 25 billion. However, 27.21 billion was accepted out of the TZS 70.71 billion subscribed. WAY declined slightly from 14.8614% in the last auction [21st June 2013] to 14.0739%.

The auction result is as depicted in the table below;

Highest Bid /100	83.0732
Lowest Bid /100	75.0000
Minimum Successful Price/100	80.0255
Weighted Average Price for Successful Bids	82.8428
Weighted Average Yield to Maturity	14.0739
Weighted Average Coupon Yield	11.0812
Amount Offered TZS (000,000)	25,000.00
Amount Tendered TZS (000,000)	70,709.00
Undersubscribed (+) / Oversubscribed (-) TZS (000,000)	45,709.00
Successful Amount TZS (000,000)	27,209.00

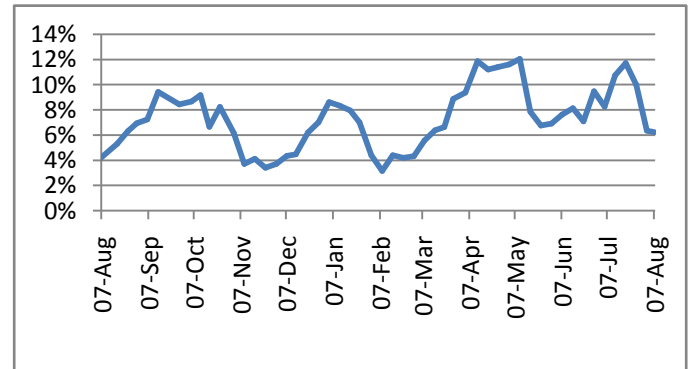
### Secondary Market

There was no Treasury Bonds activity in the secondary market during the week.

## Money Market

Interbank borrowing rate (WAR) towards the end of this week drop to 6.22%, slightly lower than the 6.54% recorded in the previous week as depicted in the chart below:

### Interbank Borrowing Rates (WAR)

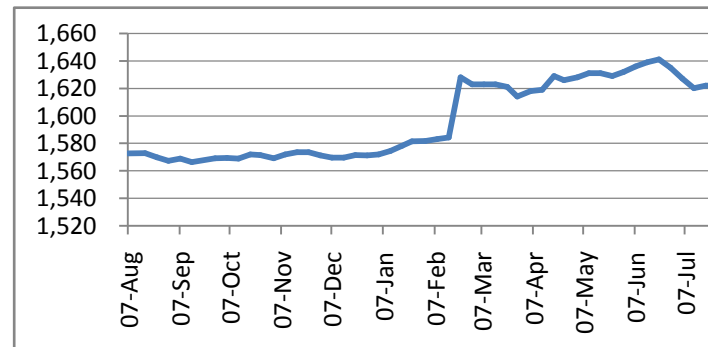


Source: BOT

## C. Foreign Exchange

This week, the shilling lost ground against all major currencies as indicated in the chart and table below:

### Foreign Exchange – TZS/USD



Source: BOT

### Foreign Exchange Market – Four weeks trend

	19-July 2013	26-July 2013	02-Aug 2013	07-Aug 2013
<b>TZS/USD</b>	1,622.00	1,622.00	1,618.00	1,620.00
<b>TZS/GBP</b>	2,472.00	2,496.25	2,452.59	2,484.24
<b>TZS/KES</b>	18.63	18.54	18.50	18.58

### About the Weekly Update report:

*Our Weekly Update consists of a combination of our valuation update and a discussion about a piece of news or a general theme that called our attention and that we think might be useful for investors. Our valuation update includes: (1) weekly stock performances, (2) valuation matrix, and (3) selected financials from our earnings models. The contents hereto are for information purposes only and all statements are therefore without any responsibility whatsoever on the part of Tanzania Securities Limited.*