



A. Equity

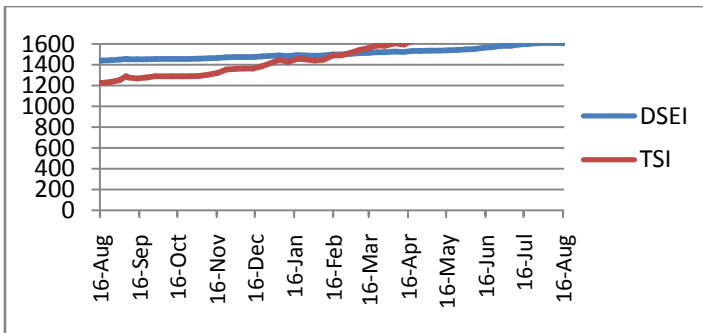
Market Performance

Week-on-week turnover increased to TZS 3,519 million (+624%) compared to TZS 486 million recorded previous week. 51% of the turnover was attributed to the foreign investors. Shares traded rose to 10,812,170 shares (+816.27%) from last week's 1,180,106 shares. The week's increase in turnover and volume was mainly supported by CRDB counter that accounted for 98% of the total turnover and 99% of the week's total volume.

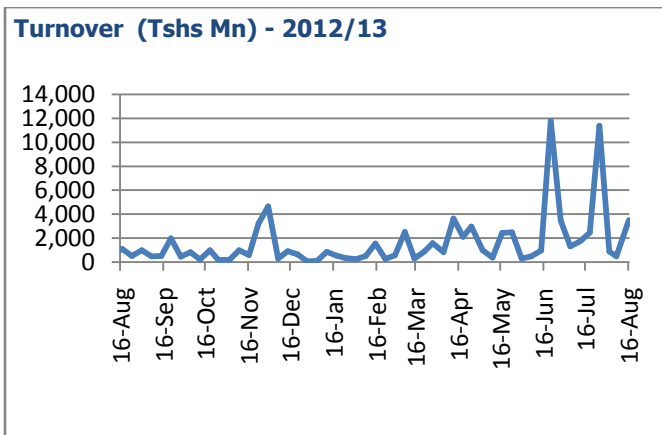
Indices edged south for TSI and DSEI ending the week in the red. The DSEI ended the week 0.29% lower at 1,606.96 points while TSI closed the week at 1,943.53 points (-0.97%) due to losses made in the CRDB (-9.38%) and Simba (-0.83%), where as the NMB, TBL and TATEPA counters gained by 1.14%, 1.18% and 8.33% respectively.

The Banking segment drop to 1,999.67 points, 3.43% weaker than the previous week's due to loss made on the CRDB counter. The Industrial & Allied Index gained 0.62% to end the week at 2,088.17 points buoyed by the gains made on TBL, TATEPA, and TCC Counters.

Market Performance



Source: DSE and TSL Analysis



WEEKLY MARKET COMMENTARY

12th Aug July – 16th Aug 2013

Statistics – Equity

Total - Week Ending	Aug-07 2013	Aug-16 2013	% Change
Market			
Turnover in Million (TZS)	486	3,519	+624%
Volume of Shares in '000	1,180	10,812	+816.27%
DSEI	1,611.48	1,606.96	-0.28%
TSI	1,962.61	1,943.53	-0.97%
Banks, Finance, & Services			
BI	2,070.78	1,999.67	-3.43%
Industrial and Allied			
IA	2,075.33	2,088.17	+0.62%

Source: DSE

Outlook:

The bourse recorded higher activities compared to the previous week. Activities continued to dominate on the banks counters supported by both local and foreign investors-after the release of Q2 results.

We foresee a moderate to high activities in the coming week as we expect more activities on the banks counters and some counters under IA segment.

Despite the improvement in liquidity in the market-as can be depicted by down swing in interbank rates, the previous Treasury bills auction experienced under subscription. The low investors' response on Treasury bills might be due to the decrease in investors' appetite during the period as some active investors had tied up their funds in other investments.

Analyst:

Brenda Massay

+255 22 211 2807

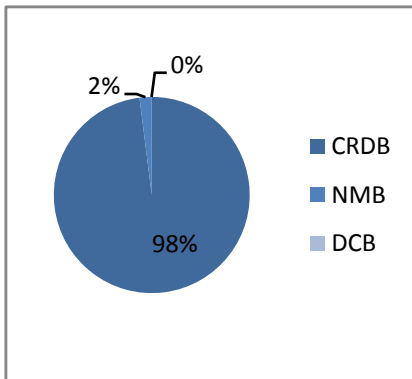
+255 688 137 580

brenda@tanzaniasecurities.co.tz



Bank, Finance & Investment Sector (BI)

Banks accounted for 99% of the week's total volume traded and 98% of the market value.



CRDB was mainly dominated by foreign participants than local investors during the week. Foreigners contributed 52% of CRDB's total turnover during the week. The counter traded 1,050,506 shares at a price of TZS 320,

300 and 290

DCB counter transacted 44,100 shares at a price of TZS 500.

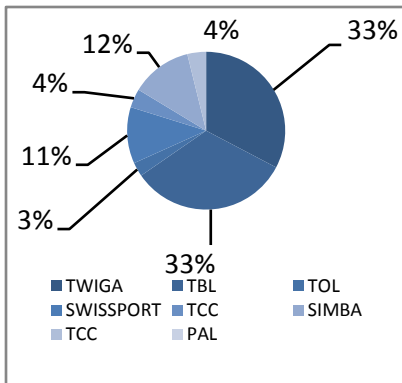
NMB activities fell during the week by trading of 34,706 shares at a price of TZS 1760 and TZS 1780 per share.

Generally, the Banking sector recorded a significant turnover and activity during the week compared to the Industrial and Allied segment.

Industrial and Allied Sector (IA)

Industrial & Allied segment was more illiquid this week compared to the previous week. The segment moved 1% of total market's activity and 2% of the total turnover.

Twiga was the most active counter among the Industrial and Allied sector during the week. Twiga counter traded 7,076 shares at a price of TZS 2,700 per share.



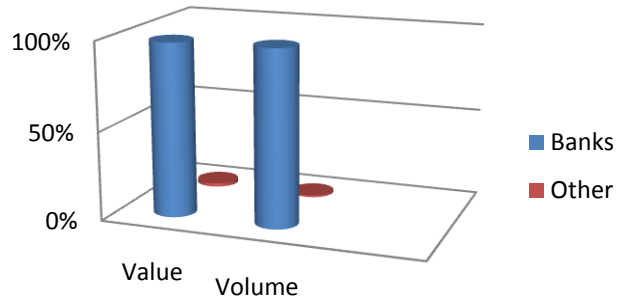
TBL followed with 5,550 shares being transacted at a price of TZS 3,400 and TZS 3,420 per share. TOL followed to close the week at TZS 300 per share, moving a volume of 5,000

shares.

3,141 shares of Simba exchanged hands at a price of TZS 2,380 and TZS 2,400 while Swissport moved 3,104 shares at a price of TZS 2,220 and 2,260.

TCC counter moved 300 shares at a price of TZS 6,820 and TZS 6,840 and TTP counter moved 100 shares at a price of TZS 650. There were no activities on the PAL counter.

% Share of the Market's activity



Source: DSE and TSL Analysis

Banking Sector Share Prices (in TZS)

Counter	07.08.2013	16.08.2013	%Changes
DCB	500.00	500.00	0.00%
NMB	1,760.00	1,780.00	+1.14%
CRDB	320.00	290.00	-9.38%

Source: DSE and TSL Analysis

IA Share Prices (in TZS):

Counter	07.08.2013	16.08.2013	% Changes
TOL	275.00	275.00	0.00%
TBL	3,380.00	3,420.00	+1.18%
TTP	600.00	650.00	+8.33%
PAL	475.00	475.00	0.00%
TCC	6,820.00	6,840.00	+0.29%
SIMBA	2,400.00	2,380.00	-0.83%
TWIGA	2,700.00	2,700.00	0.00%
SWISSPORT	2,240.00	2,260.00	+0.89%

Source: DSE and TSL Analysis



B. Fixed Income Securities Primary Market

This week the Government through BOT auctioned Treasury bills worth TZS 145 billion. The auction results show an under subscription by TZS 38 million. Yields for the 91-days, 180 days and 364-days T. Bills eased up, except for the 35-days which remained unchanged. There were no bids on the 35-day tenor.

The auction result is as depicted in the table below;

	35 Days	91 Days	182 Days	364 Days
Minimum Successful Price/100	0.00	96.86	92.50	86.40
Weighted Average Price (WAP) for successful Bid	0.00	96.99	93.21	86.88
Weighted Average Yield (WAY) % per Annum	0.00	12.44	14.61	15.14
Amount Offered TZS (000,000)	5,000	40,000	45,000	55,000
Total Tendered TZS (000,000)	0.00	20,063.65	35,180.95	52,100.00
Undersubscribed(+) Oversubscribed(-) TZS(000,000)	5,000	19,936.35	9,819.05	2,900.00
Successful Bids TZS(000,000)	0.00	20,063.65	35,180.95	51,600.00

Secondary Market

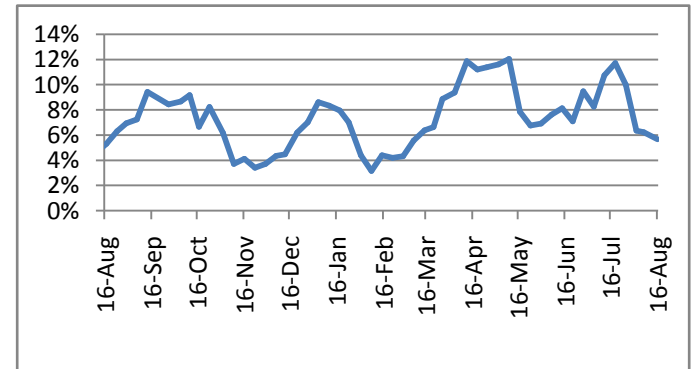
Treasury Bonds worth TZS 5.0 billion exchanged hands during the week at a price of Tshs.88.2000/100 in the secondary market as depicted below:

Tenor	Face Value (TZS.)	Price/100
9.18% Five-Year	5.0bn	88.2000

Money Market

Interbank borrowing rate (WAR) towards the end of this week drop to 5.66%, slightly lower than the 6.22% recorded in the previous week as depicted in the chart below:

Interbank Borrowing Rates (WAR)

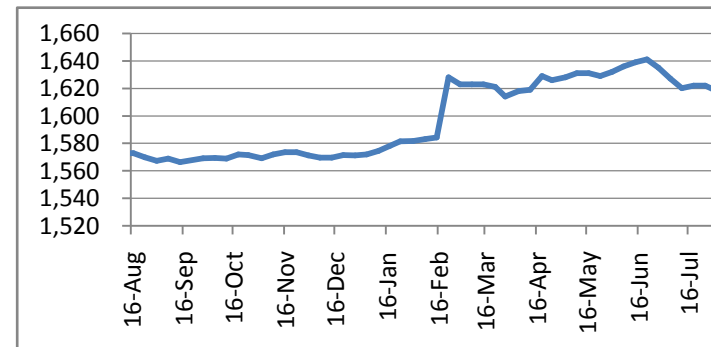


Source: BOT

C. Foreign Exchange

This week, the shilling remained fairly stable against all major currencies as indicated in the chart and table below:

Foreign Exchange – TZS/USD



Source: BOT

Foreign Exchange Market – Four weeks trend

	26-July 2013	02-Aug 2013	07-Aug 2013	16-Aug 2013
TZS/USD	1,622.00	1,618.00	1,620.00	1620.00
TZS/GBP	2,496.25	2,452.59	2,484.24	2527.50
TZS/KES	18.54	18.50	18.58	18.48

About the Weekly Update report:

Our Weekly Update consists of a combination of our valuation update and a discussion about a piece of news or a general theme that called our attention and that we think might be useful for investors. Our valuation update includes: (1) weekly stock performances, (2) valuation matrix, and (3) selected financials from our earnings models. The contents hereto are for information purposes only and all statements are therefore without any responsibility whatsoever on the part of Tanzania Securities limited.