



## A. Equity

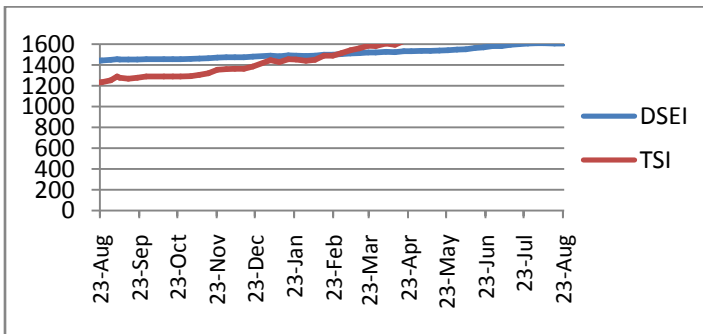
### Market Performance

The market was bullish during the week buoyed by active trading on banking segment (CRDB) and the industrial segment (TBL). Week on week turnover registered a slight increase from TZS 3,519 million recorded last week to TZS 3,544 million. However, shares traded fell by 12.9% to 9,418,240 shares, from last week's 10,812,170 shares. Foreign investors participated significantly by 51% of the total week's turnover.

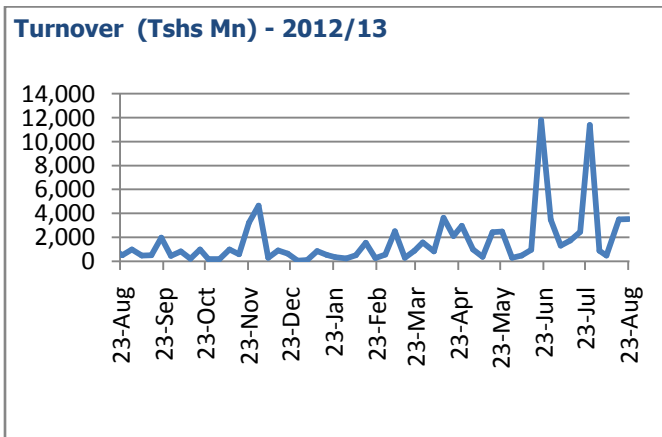
Indices edged further up towards the end of the week. The DSEI ended the week at 1,607.45 while the TSI settled at 1,945.59 supported by gains on TBL, NMB and TOL counters.

Banking segment Index weakened (-0.11%) to close the week at 1,997.40 points on the backdrop of a loss posted on the CRDB counter (-3.45%). However, the Industrial & Allied Index increased from last week's, supported by TOL (+1.66%) and TBL (+0.58). The segment closed at 2,093.59 (+0.26%).

### Market Performance



Source: DSE and TSL Analysis



## WEEKLY MARKET COMMENTARY

19th Aug – 23rd Aug 2013

### Statistics – Equity

Total - Week Ending	Aug-16 2013	Aug-23 2013	% Change
<b>Market</b>			
Turnover in Million (TZS)	3,519	3,544	+0.71%
Volume of Shares in '000	10,812	9,418	-12.89%
DSEI	1,606.96	1,607.45	+0.03%
TSI	1,943.53	1,945.59	+0.11%
<b>Banks, Finance, &amp; Services</b>			
BI	1,999.67	1,997.40	-0.11%
<b>Industrial and Allied</b>			
IA	2,088.17	2,093.59	+0.26%

Source: DSE

### Outlook:

Looking into the coming week, we foresee moderate activities with support from mainly the banking and IA segment.

The shilling is expected to strengthen against the USD during the coming week due to local currency requirements to meet some month end obligations

### Swissport Financial Performance

Swissport release their Financial statements for the 1H ended 30 June 2013. Below is the result summary:

Swissport	June 2013	June 2012	Change
Revenue(Tsh.mn)	17,198	14,096	22%
Profit Before Tax	5,051	4,327	17%
Profit after tax(Tsh.mn)	3,523	3,037	16%
EPS (TZS)	97.86	84.36	16%
Dividend per share(TZS)	78.29	67.50	16%

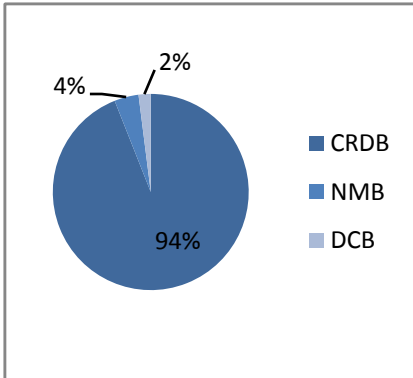
### Analyst:

**Brenda Massay**

+255 22 211 2807

+255 688 137 580

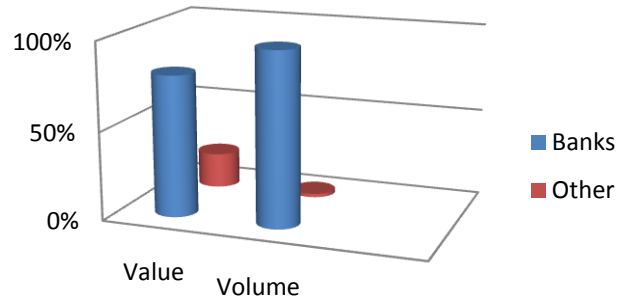
[brenda@tanzaniasecurities.co.tz](mailto:brenda@tanzaniasecurities.co.tz)



### Bank, Finance & Investment Sector (BI)

The banking segment moved a significant volume of shares and high turnover during the week. Banks accounted for 98% of the week's total volume traded and 81% of the market value.

### % Share of the Market's activity



CRDB was mainly dominated by foreign participants during the week. Foreign investors contributed 50.6% of CRDB's total turnover. The counter traded 9,021,134 shares at prices of TZS 280, TZS 290 and TZS 300

Source: DSE and TSL Analysis

DCB counter transacted 116,033 shares at a price of TZS 500.

NMB activities gained during the week by trading of 61,149 shares at a price of TZS 1780, TZS 1,800 and TZS 1,820 per share.

Generally, the Banking segment recorded a significant turnover and activity during the week compared to the Industrial and Allied segment.

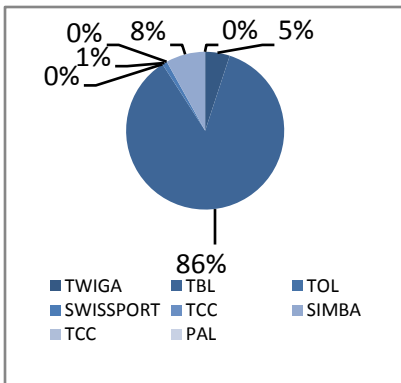
### Banking Sector Share Prices (in TZS)

Counter	16.08.2013	23.08.2013	%Changes
DCB	500.00	500.00	0.00%
NMB	1,780.00	1,820.00	1.12%
CRDB	290.00	280.00	-3.45%

Source: DSE and TSL Analysis

### Industrial and Allied Sector (IA)

Industrial & Allied segment was less illiquid this week compared to the previous week. The segment moved 2% of total market's activity and 20% of the total turnover.



TBL was the most active counter among the Industrial and Allied sector during the week. TBL counter traded 171,876 shares at a price of TZS 3,420 and TZS 3,440 per share. Simba followed with 22,063 shares being transacted at a price of TZS 2,380 per share. Twiga closed the week at TZS 2,700 per share, moving a volume of 13,180 shares.

### IA Share Prices (in TZS):

Counter	16.08.2013	23.08.2013	% Changes
TOL	300.00	305.00	+1.66%
TBL	3,420.00	3,440.00	+0.58%
TTP	650.00	650.00	0.00%
PAL	475.00	475.00	0.00%
TCC	6,840.00	6,840.00	0.00%
SIMBA	2,380.00	2,380.00	0.00%
TWIGA	2,700.00	2,700.00	0.00%
SWISSPORT	2,260.00	2,260.00	0.00%

Source: DSE and TSL Analysis

5,080 shares of TOL exchanged hands at a price of TZS 305 while Tatepa moved 5,000 shares at a price of TZS 650 Swissport counter traded 2,375 shares at a price of TZS 2,260 and TCC counter moved 350 shares at a price of TZS 6840. There were no activities on the PAL counter.



## B. Fixed Income Securities

### Primary Market

There was a 7- year Treasury Bonds market during the week. The Government intended to raise TZS 20 billion. However, they received bids amounting TZS 13.86 billion. WAY decreased slightly from 15.7605% in the last 7-year auction [26<sup>th</sup> June 2013] to 15.6741%.

The auction result is as depicted in the table below;

Highest Bid /100	82.1201
Lowest Bid /100	72.0000
Minimum Successful Price/100	72.0000
Weighted Average Price for Successful Bids	76.7205
Weighted Average Yield to Maturity	15.6741
Weighted Average Coupon Yield	13.1386
Amount Offered TZS (000,000)	20,000.00
Amount Tendered TZS (000,000)	13,867.40
Undersubscribed (+) / Oversubscribed (-) TZS (000,000)	6,132.60
Successful Amount TZS(000,000)	13,867.40

### Secondary Market

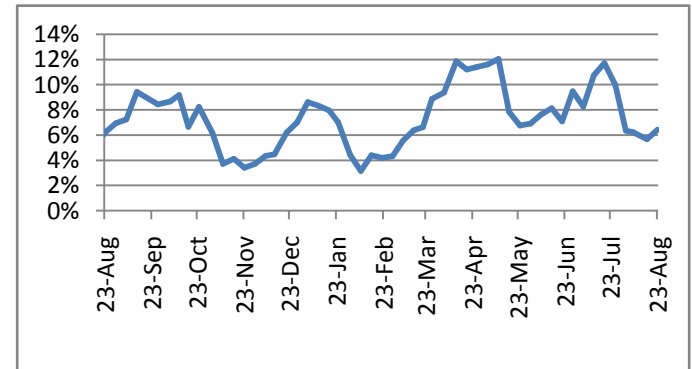
A five year Treasury Bond worth TZS 0.7 billion exchanged hands during the week at a price of Tshs.83.4000/100 in the secondary market as depicted below:

Tenor	Face Value (TZS.)	Price/100
9.18% Five-Year	0.7bn	83.4000

## Money Market

Interbank borrowing rate (WAR) towards the end of this week rose to 6.44%, higher than the 5.66% recorded in the previous week as depicted in the chart below:

### Interbank Borrowing Rates (WAR)

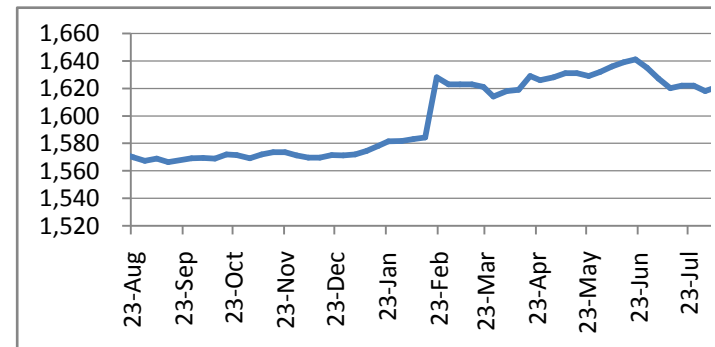


Source: BOT

## C. Foreign Exchange

This week, the shilling remained fairly stable against all major currencies as indicated in the chart and table below:

### Foreign Exchange – TZS/USD



Source: BOT

### Foreign Exchange Market – Four weeks trend

	02-Aug 2013	07-Aug 2013	16-Aug 2013	23-Aug 2013
<b>TZS/USD</b>	1,618.00	1,620.00	1620.00	1620.00
<b>TZS/GBP</b>	2,452.59	2,484.24	2527.50	2522.00
<b>TZS/KES</b>	18.50	18.58	18.48	18.45

### About the Weekly Update report:

Our Weekly Update consists of a combination of our valuation update and a discussion about a piece of news or a general theme that called our attention and that we think might be useful for investors. Our valuation update includes: (1) weekly stock performances, (2) valuation matrix, and (3) selected financials from our earnings models. The contents hereto are for information purposes only and all statements are therefore without any responsibility whatsoever on the part of Tanzania Securities limited.