



## A. Equity

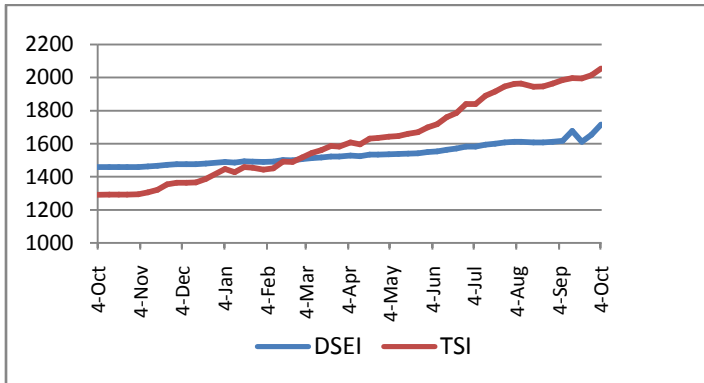
### Market Performance

Week on week turnover increased significantly to TZS 2,197 million, (+36.97%) compared to TZS 1,604 million recorded the previous week. Shares traded rose to 7,912,367 shares (+93.68%) compared to last week's 4,085,958 shares.

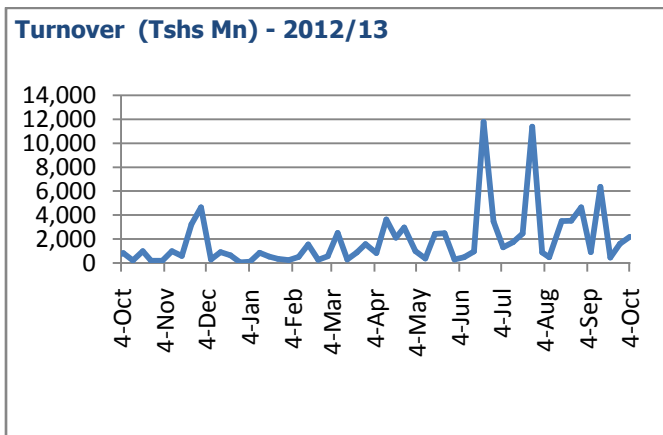
Indices continued with the recovery and rally with modest gains for both DSEI and the TSI. The DSEI closed 3.72% higher at 1,714.91 points while the TSI ended the week at 2,053.33 points (+2.00%).

The Banking segment Index settled 2,032.84 points (+0.6%) stronger than previous week due to gains made on the NMB counter (+1.05%). The Industrial & Allied Index strengthened to 2,279.48 points (+3.00%) buoyed by TCC counter that gained TZS 800 to close TZS 8,000 per share.

### Market Performance



Source: DSE and TSL Analysis



## WEEKLY MARKET COMMENTARY

30th Sept – 04th Oct 2013

### Statistics – Equity

Total - Week Ending	Sep-27 2013	Oct-04 2013	% Change
<b>Market</b>			
Turnover in Million (TZS)	1,604	2,197	+36.97%
Volume of Shares in '000	4,085	7,912	+93.68%
DSEI	1,653.32	1,714.91	+3.72%
TSI	2,012.91	2,053.33	+2.00%
<b>Banks, Finance, &amp; Services</b>			
BI	2,019.98	2,032.84	+0.6%
<b>Industrial and Allied</b>			
IA	2,213.04	2,279.48	+3.00%

Source: DSE

### Outlook:

Activities continued with an upward trend during the week, with activities dominating on TCC and CRDB counters.

We expect activity in the market to strengthen in the coming week on selected counters due to continued speculation on some counters under Industrial and Allied segment and banking segment as investors anticipate the Q3,2013 results for banks.

This week's 5 year Government Bond was undersubscribed, signaling a lower investors' appetite on the securities. We anticipate a different reflection in the coming week's Treasury Bill auction.

### Analyst:

**Brenda Massay**

+255 22 211 2807

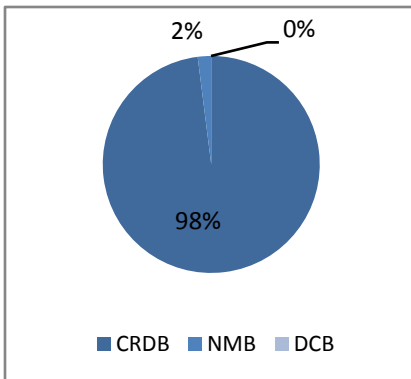
+255 688 137 580

[brenda@tanzaniasecurities.co.tz](mailto:brenda@tanzaniasecurities.co.tz)



## Bank, Finance & Investment Sector (BI)

The banking segment moved a larger amount volume of shares and turnover during the week compared to the Industrial and Allied sector. Banks accounted for 99% of the week's total volume traded and 98% of the market value.



CRDB was dominated by local investors during the week.

There was no foreign investor's participation in the CRDB counter this week. The counter traded 7,848,970 shares at a price of TZS 265 and TZS 270 per share.

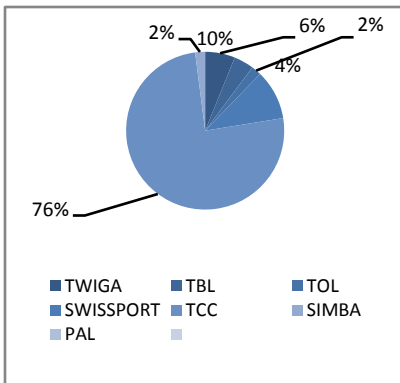
NMB counter transacted 23,785 shares at a price of TZS 1,900 and TZS 1,920.

DCB activities decreased during the week compared to the previous week by trading of 5,100 shares at a price of TZS 490 per share.

Generally, the Banking segment recorded a higher turnover and activity during the week compared to the previous week.

## Industrial and Allied Sector (IA)

Industrial & Allied segment was illiquid this week compared to the previous week. The segment moved 1% of total market's activity and 2% of the total turnover.



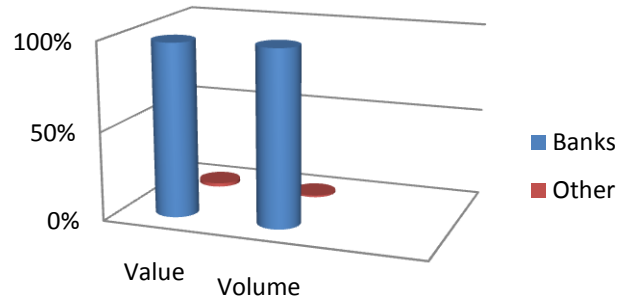
TCC was the most active counter among the Industrial and Allied sector. TCC counter traded 11,455 shares at a price of TZS 8,000 per share

TOL followed with 10,000 shares being transacted at a price of TZS 305 per share. Swissport closed the week at TZS 2,400 per share, moving a volume of 5,119 shares.

2,978 shares of TATEPA were moved at a price of TZS 650 while Twiga moved 2,747 shares at a price of TZS 2,700. TBL counter moved 200 shares at a price of TZS 3,780. Simba moved 8,160 shares at a price of TZS 2,300 and 2,380 per share.

There were no activities on the PAL counter.

## % Share of the Market's activity



Source: DSE and TSL Analysis

## Banking Sector Share Prices (in TZS)

Counter	27.09.2013	04.10.2013	%Changes
DCB	490.00	490.00	0.00%
NMB	1,900.00	1,920.00	+1.05%
CRDB	270.00	270.00	0.00%

Source: DSE and TSL Analysis

## IA Share Prices (in TZS):

Counter	27.09.2013	04.10.2013	% Changes
TOL	305.00	305.00	0.00%
TBL	3,780.00	3,780.00	0.00%
TTP	650.00	650.00	0.00%
PAL	475.00	475.00	0.00%
TCC	7,200.00	8,000.00	+11.11%
SIMBA	2,380.00	2,300.00	-3.36%
TWIGA	2,700.00	2,700.00	0.00%
SWISSPORT	2,400.00	2,400.00	0.00%

Source: DSE and TSL Analysis



## B. Fixed Income Securities

### Primary Market

There was a 5- year Treasury Bonds market during the week. The Government intended to raise TZS 30.85 billion. However, they received bids amounting TZS 28.66 billion. WAY increased slightly from 14.0739% in the last auction [8<sup>th</sup> June 2013] to 15.5135%.

Highest Bid /100	80.7739
Lowest Bid /100	71.8363
Minimum Successful Price/100	77.0976
Weighted Average Price for Successful Bids	78.5158
Weighted Average Yield to Maturity	15.5135
Weighted Average Coupon Yield	11.6919
Amount Offered Tshs (000,000)	30,855.00
Amount Tendered Tshs (000,000)	28,665.00
Undersubscribed (+) / Oversubscribed (-) Tshs (000,000)	2,190.00
Successful Amount Tshs (000,000)	5,000.00

### Secondary Market

Bonds worth TZS 9 billion exchanged hands in the secondary market during the week with prices as indicated in the table below:

Tenor	Face Value (TZS)	Price/100
11.44% Ten-Year	2.5bn	93.8034
10.08% Seven-Year	5.5bn	76.6000
9.18% Five-Year	1bn	81.1400 – 86.2200

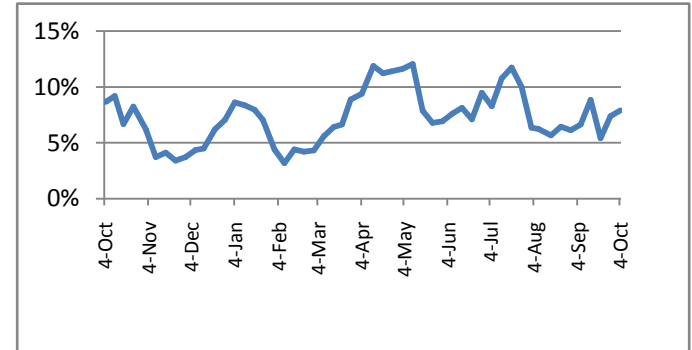
#### About the Weekly Update report:

Our Weekly Update consists of a combination of our valuation update and a discussion about a piece of news or a general theme that called our attention and that we think might be useful for investors. Our valuation update includes: (1) weekly stock performances, (2) valuation matrix, and (3) selected financials from our earnings models. The contents hereto are for information purposes only and all statements are therefore without any responsibility whatsoever on the part of Tanzania Securities limited.

## Money Market

Interbank borrowing rate (WAR) towards the end of this week rose to 7.88%, higher than the 7.37% recorded in the previous week as depicted in the chart below:

### Interbank Borrowing Rates (WAR)

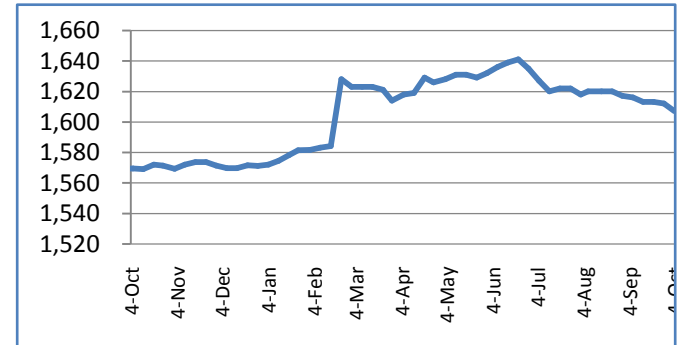


Source: BOT

## C. Foreign Exchange

This week, the shilling remained stable against the USD as indicated in the chart and table below:

### Foreign Exchange – TZS/USD



Source: BOT

### Foreign Exchange Market – Four weeks trend

	13-Sep 2013	20-Sep 2013	27-Sep 2013	04-Oct 2013
<b>TZS/USD</b>	1,613.00	1,613.00	1,612.00	1,607.00
<b>TZS/GBP</b>	2,550.19	2,589.72	2,590.50	2,604.81
<b>TZS/KES</b>	18.43	18.48	18.43	18.60