



## A. Equity

### Market Performance

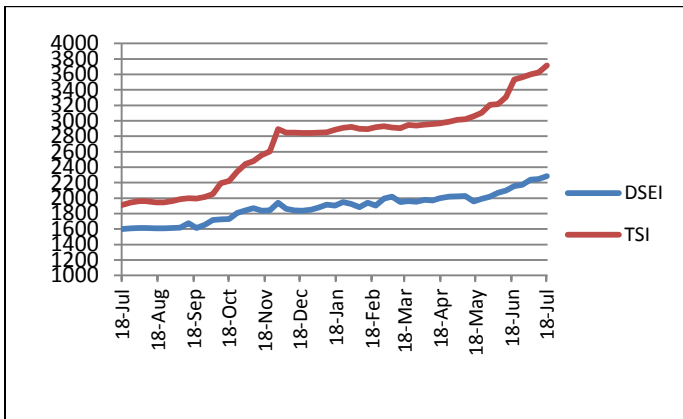
The week registered a massive increase in Turnover (TZS 11,691 million), +1055% from TZS 1,012 million, last week. Similarly, activity levels improved with number of shares traded jumping to 6,599,623 shares (+436.5%) in comparison to the previous week's 1,230,021 shares.

There was no Foreign investors participation during the week.

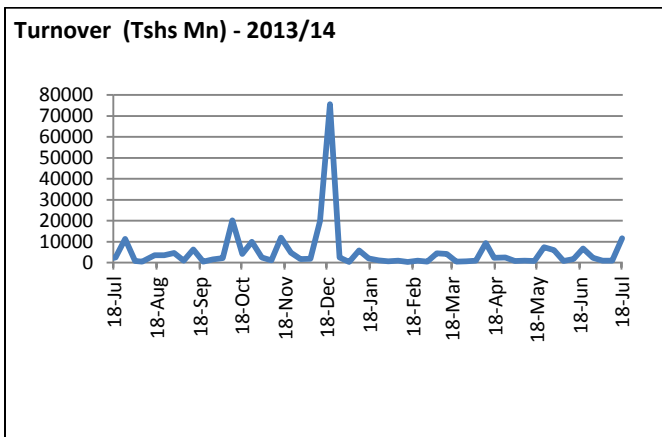
In comparison to last week, the Dar es Salaam Stock Exchange Index closed the week up, at 2,284.20 points (+1.73%). The All Share Index also ended the week up at 3,713.44 points (+2.50%).

Banking segment Index strengthened (+0.72%) to close the week at 3,574.37 points. Likewise, the Industrial & Allied Index strengthened further to 4,304.03 points (+3.62%) buoyed by gains in TCC(+11.61%), Simba(+2.46%) and TBL(+1.71%) counters.

### Market Performance



Source: DSE and TSL Analysis



Source: DSE and TSL Analysis

## WEEKLY MARKET COMMENTARY

### 14th July 2014 – 18th July 2014

#### Statistics – Equity

Total - Week Ending	July-11 2014	July-18 2014	% Change
<b>Market</b>			
Turnover in Million (TZS)	1,012	11,691	+1055%
Volume of Shares in '000	1,230	6,599	+436.5%
DSEI	2,245.34	2,284.20	+1.73%
TSI	3,623.01	3,713.44	+2.50%
<b>Banks, Finance &amp; Services</b>			
BI	3,548.65	3,574.37	+0.72%
<b>Industrial and Allied</b>			
IA	4,153.85	4,304.03	+3.62%

Source: DSE

#### Outlook:

This week the bourse recorded higher activities and turnover compared to the previous week. Banking counters continue to attract majority of the local investors. SIMBA, TBL and TWIGA dominated activities in the IA segment.

Looking forward, we expect activities to dominate on the IA segment with much interest on TBL and SIMBA shares.

The Treasury Bills auction results of the week witnessed a 73% oversubscription despite the tightened liquidity condition in the market. Yields were slightly higher than the previous auction. We envisage seeing the positive investors' turnout in the next Wednesday's Treasury Bonds Auction.

#### Analyst:

**Brenda Massay**

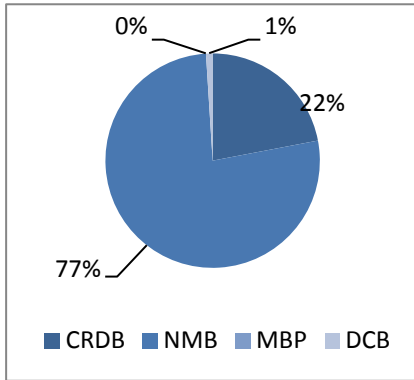
+255 22 211 2807

+255 688 137 580

[brenda@tanzaniasecurities.co.tz](mailto:brenda@tanzaniasecurities.co.tz)



## Bank, Finance & Investment Sector (BI)



This week the Banking segment was more active compared to the previous week. The segment contributed 37% of the total turnover and 63% of the market activity.

CRDB was the most active counter with a volume of 2,972,088 shares traded at a price of TZS 320.

NMB counter traded 819,926 shares at prices of TZS 4,100 and TZS 4,110.

DCB's price remained flat at TZS 490, the counter moved a volume of 55,718 shares.

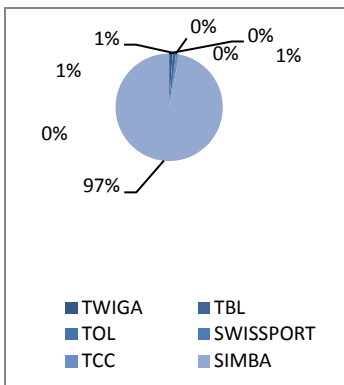
MBP counter transacted 1,010 shares this week at a price of TZS 600.

## Industrial and Allied Sector (IA)

The Industrial and Allied Segment was more active compared to the previous week and more liquid than the Banking Sector. The segment contributed 42% of the total week's volume and 63% of the total week's turnover.

Simba was the most active counter on the Industrial and Allied segment this week. The counter traded 2,700,240 shares closing the week up at TZS 2,500.

Twiga counter followed, closing the week at TZS 2,320 with 38,106 shares transacted.



TBL counter had 6,280 shares that exchanged hands at prices of TZS 10,010, TZS 10,040, TZS 10,100 and TZS 10,130, which was the closing price for the week.

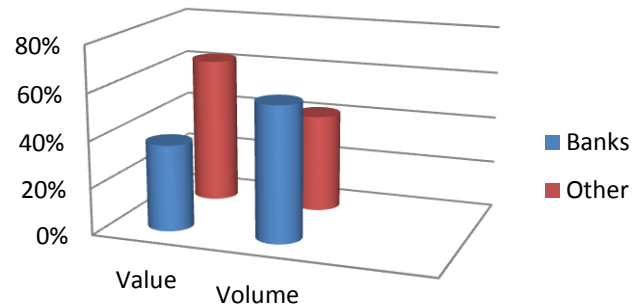
TCC counter traded 5,320 shares at prices of TZS 11,220 and TZS 12,500 per share.

TOL counter traded 1,010 shares to close the week at TZS 480.

Swissport counter transacted 660 shares at TZS 2,640 per share while

There were no activities on the PAL and Tatepa counters during the week.

## % Share of the Market's activity



Source: DSE and TSL Analysis

## Banking Sector Share Prices (in TZS)

Counter	11.07.2014	18.07.2014	%Changes
DCB	490.00	490.00	0.00%
NMB	4,100.00	4,100.00	0.00%
CRDB	320.00	320.00	0.00%
MBP	600.00	600.00	0.00%

Source: DSE and TSL Analysis

## IA Share Prices (in TZS)

Counter	11.07.2014	18.07.2014	% Changes
TOL	490.00	480.00	0.00%
TBL	9,960.00	10,130.00	+1.71%
TTP	650.00	650.00	0.00%
PAL	475.00	475.00	0.00%
TCC	11,200.00	12,500.00	+11.61%
SIMBA	2,440.00	2,500.00	+2.46%
TWIGA	2,320.00	2,320.00	0.00%
SWISSPORT	2,640.00	2,640.00	0.00%

Source: DSE and TSL Analysis



## B. Fixed Income Securities

### Primary Market

This week the Government through BOT auctioned Treasury bills worth TZS 80 billion. The auction results show an oversubscription of 73%. Yields for the 182-days eased down while yields for the 91-days and 365-days eased up. There were no bids on the 35-day tenor.

The auction result is as depicted in the table below;

	35 Days	91 Days	182 Days	364 Days
Minimum Successful Price/100	0.00	96.70	93.26	87.00
Weighted Average Price (WAP) for successful Bid	0.00	96.96	93.76	87.88
Weighted Average Yield (WAY) % per Annum	0.00	12.57	13.34	13.83
Amount Offered TZS (000,000)	4,000	16,000	25,000	35,000
Total Tendered TZS (000,000)	0.00	7,268.00	26,194.81	105,485.1
Undersubscribed(+) Oversubscribed(-) TZS(000,000)	0.00	8,732.00	1,194.81	70,485.13
Successful Bids TZS(000,000)	0.00	5,768.00	19,394.81	76,485.13

### Secondary Market

Bonds worth TZS 20.2 billion exchanged hands during the week.

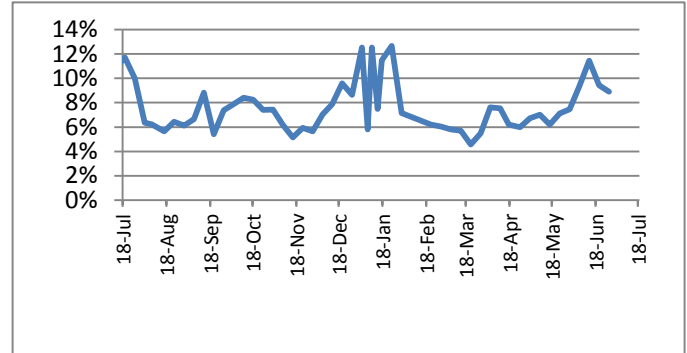
#### About the Weekly Update report:

Our Weekly Update consists of a combination of our valuation update and a discussion about a piece of news or a general theme that called our attention and that we think might be useful for investors. Our valuation update includes: (1) weekly stock performances, (2) valuation matrix, and (3) selected financials from our earnings models. The contents hereto are for information purposes only and all statements are therefore without any responsibility whatsoever on the part of Tanzania Securities limited.

## Money Market

The Interbank borrowing rate towards the end of the week decreased to 14.4%, from 14.8% recorded in the previous week as shown in the chart below:

### Interbank Borrowing Rates (WAR)

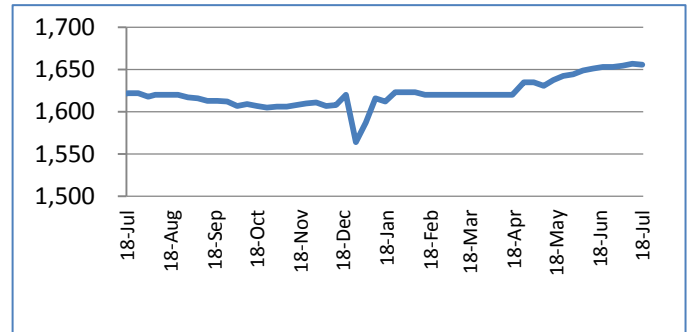


Source: BOT

## C. Foreign Exchange

This week, the shilling gained ground against all the major currencies as indicated in the chart and table below:

### Foreign Exchange – TZS/USD



Source: BOT

### Foreign Exchange Market – Four weeks trend

	27-Jun 2014	04-July 2014	11-July 2014	18-July 2014
<b>TZS/USD</b>	1,653.02	1,654.71	1,656.89	1,655.84
<b>TZS/GBP</b>	2,813.95	2,833.11	2,835.43	2,831.90
<b>TZS/KES</b>	18.87	18.83	18.90	18.89