



A. Equity

Market Performance

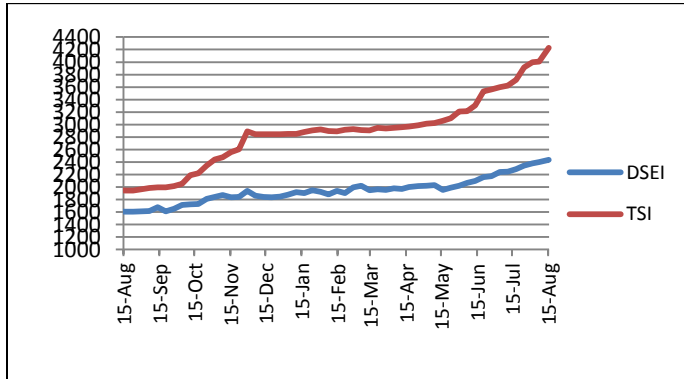
Week-on-week turnover climbed 1.34x to TZS 2,049 mln from TZS 1,532 mln last week. Activity levels rose 20% to 2,198,991 shares, an increase from last week's 1,828,192 shares.

Two more companies were listed on the DSE during the week, SWALA Oil and Gas (T) Ltd which was listed on the EGM segment and Uchumi Supermarkets Ltd which was crosslisted on the main market, making a total of 20 listed companies on the DSE.

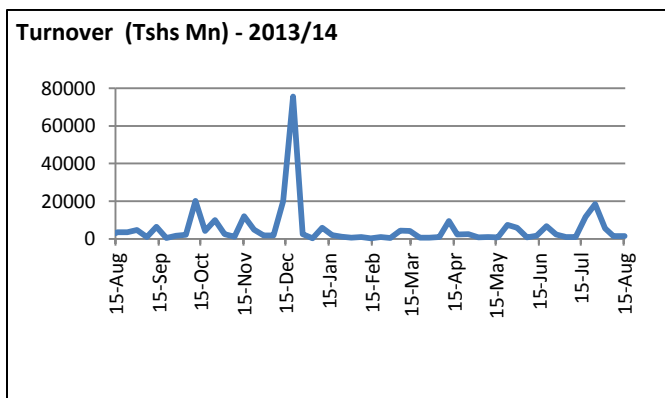
Indices edged north with both TSI and DSEI ending the week in green. The DSEI ended the week 1.52% higher at 2,434.98 points while TSI closed the week at 4,229.42 points (+5.54%) supported by gains made on the TBL, TCC, Swissport, Simba and Twiga counters of +3.85%; +0.08%; +1.50%; +2.27% and +1.26% respectively.

The Banking segment Index remained flat to close the week at 3,574.37 points. The Industrial & Allied Index strengthened (+8.49%) to close at 5,264.47 points buoyed by Twiga, Simba, TCC, Swissport and TBL counter that gained to close at TZS 2,410 TZS 2,700; TZS 13,100; TZS 2,700 and TZS 13,500 respectively.

Market Performance



Source: DSE and TSL Analysis



Source: DSE and TSL Analysis

WEEKLY MARKET COMMENTARY

11th Aug 2014 – 15th Aug 2014

Statistics – Equity

Total - Week Ending	Aug-07 2014	Aug-15 2014	% Change
Market			
Turnover in Million (TZS)	1,532	2,049	+33.75%
Volume of Shares in '000	1,828	2,198	+20.24%
DSEI	2,398.44	2,434.98	+1.52%
TSI	4,007.27	4,229.42	+5.54%
Banks, Finance & Services			
BI	3,574.37	3,574.37	0.00%
Industrial and Allied			
IA	4,852.30	5,264.47	+8.49%

Source: DSE

Outlook:

Activities improved this week particularly on the bank counters amid the release of quarterly results. NMB and DCB posted an increase in profits during the Q2 compared to a corresponding quarter in 2013.

Looking forward, we expect activities to improve in the coming week with the available results giving investors information for their investment decision. We also expect to see some activities on TWIGA counter after the release of half year results and declaration of interim dividend.

The interbank borrowing eased down from 13.74% to 12.45% this week, as the market start to regain liquidity. This was also depicted from the Treasury bills auction which was oversubscribed.

Analyst:

Brenda Massay

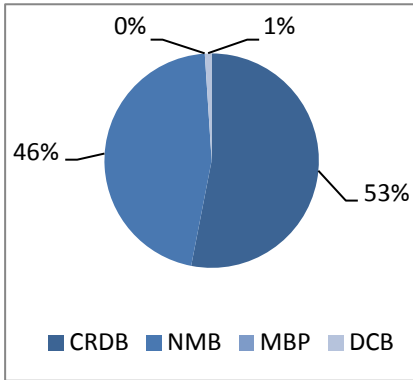
+255 22 211 2807

+255 688 137 580

brenda@tanzaniasecurities.co.tz



Bank, Finance & Investment Sector (BI)



This week the Banking segment was more active compared to the previous week. The segment contributed 57% of the total turnover and 96% of the market activity.

CRDB was the most active counter with a volume of 1,900,535 shares traded at a price of TZS 320 per share.

NMB counter transacted 128,548 shares at prices of TZS 4,080 and TZS 4,100 per share.

DCB counter moved a volume of 50,840 at a price of TZS 490 per share.

There were no transactions on MBP counter this week.

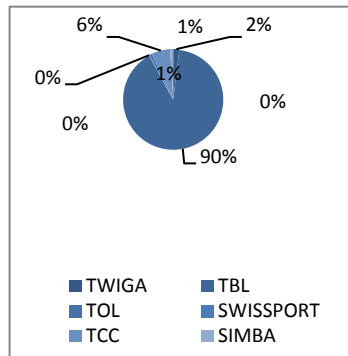
Industrial and Allied Sector (IA)

The Industrial and Allied Segment was more active this week, compared to the previous week but less active compared to the Banking sector. The segment contributed 4% of the total week's volume and 43% of the total week's turnover.

TBL maintained its lead on the Industrial and Allied segment this week. The counter traded 58,270 shares closing the week at a price of TZS 13,500 per share.

Twiga counter followed, closing the week up at TZS 2,410 with 8,662 shares transacted.

TCC counter had 3,990 shares that exchanged hands at a price of TZS 13,100 per share.



Swala transacted 3,400 shares at prices of TZS 600 and TZS 625 per share.

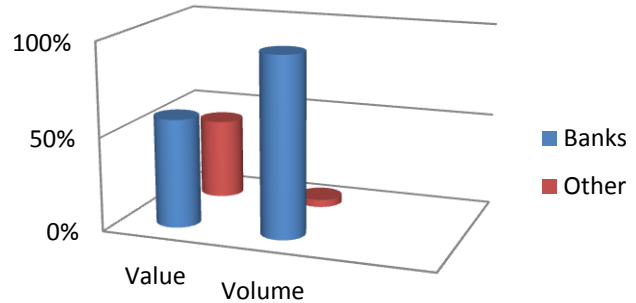
Simba counter gained to TZS 2,700 per share transacting 2,980 shares during the week.

Swissport transacted 2,156 shares at a prices of TZS

2,660; TZS 2,690 and closed the week at TZS 2,700 per share. TOL traded 3 shares at TZS 480 per share.

There were no activities on the PAL and TATEPA counters during the week.

% Share of the Market's activity



Source: DSE and TSL Analysis

Banking Sector Share Prices (in TZS)

Counter	07.08.2014	15.08.2014	%Changes
DCB	490.00	490.00	0.00%
NMB	4,110.00	4,100.00	-0.24%
CRDB	320.00	320.00	0.00%
MBP	600.00	600.00	0.00%

Source: DSE and TSL Analysis

IA Share Prices (in TZS)

Counter	07.08.2014	15.08.2014	% Changes
TOL	480.00	480.00	0.00%
TBL	13,000.00	13,500.00	+3.85%
TTP	650.00	650.00	0.00%
PAL	475.00	475.00	0.00%
TCC	13,000.00	13,100.00	+0.08%
SIMBA	2,640.00	2,700.00	+2.27%
TWIGA	2,380.00	2,410.00	+1.26%
SWISSPORT	2,660.00	2,700.00	+1.50%
SWALA*	-	625.00	-

*Listed on 11th August 2014 (IPO price TZS 500)

Source: DSE and TSL Analysis



B. Fixed Income Securities

Primary Market

This week the Government through BOT auctioned Treasury bills worth TZS 135 billion which recorded 6.24% oversubscription. Bids submitted amounted TZS 143 billion. However, successful bids were for TZS 109 billion. WAY increased to 14.52% from 14.00% in the previous auction.

The auction result is as depicted in the table below;

	35 Days	91 Days	182 Days	364 Days
Minimum Successful Price/100	0.00	96.70	93.15	87.00
Weighted Average Price (WAP) for successful Bid	0.00	96.96	93.43	87.20
Weighted Average Yield (WAY) % per Annum	0.00	12.59	14.09	14.72
Amount Offered TZS (000,000)	3,000	32,000	45,000	55,000
Total Tendered TZS (000,000)	0.00	4,389.20	22,863.96	116,165.9
Undersubscribed(+)				
Oversubscribed(-) TZS(000,000)	0.00	27,610.80	22,136.04	61,165.94
Successful Bids TZS(000,000)	0.00	3,389.20	22,744.98	83,846.17

Secondary Market

A ten year 11.44% Government bond worth TZS 1.5 bln was traded at a price of 78.7369/100 during the week.

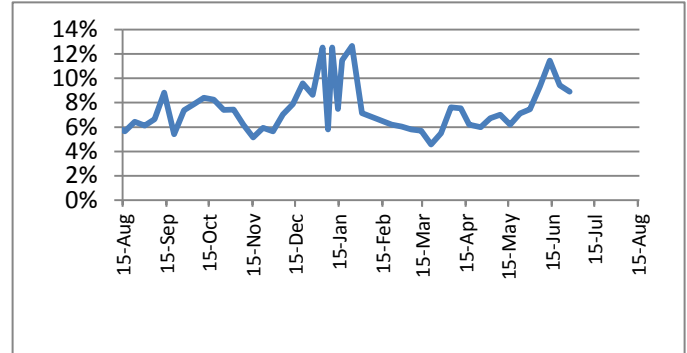
About the Weekly Update report:

Our Weekly Update consists of a combination of our valuation update and a discussion about a piece of news or a general theme that called our attention and that we think might be useful for investors. Our valuation update includes: (1) weekly stock performances, (2) valuation matrix, and (3) selected financials from our earnings models. The contents hereto are for information purposes only and all statements are therefore without any responsibility whatsoever on the part of Tanzania Securities limited.

Money Market

The Interbank rate towards the end of the week decreased further to 12.45%, from 13.74% recorded in the previous week as shown in the chart below:

Interbank Borrowing Rates (WAR)

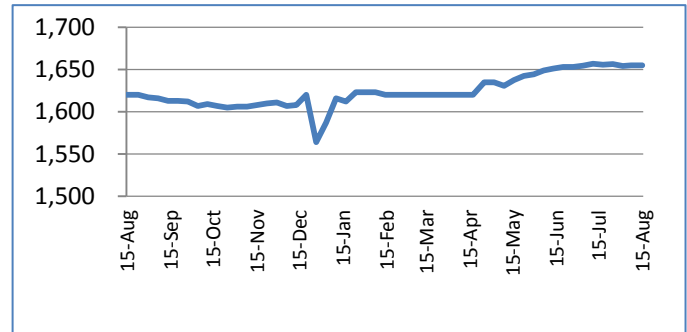


Source: BOT

C. Foreign Exchange

This week, the shilling lost ground against the USD as indicated in the chart and table below:

Foreign Exchange – TZS/USD



Source: BOT

Foreign Exchange Market – Four weeks trend

	25-July 2014	01-Aug 2014	07-Aug 2014	15-Aug 2014
TZS/USD	1,656.33	1,654.29	1,655.06	1,656.71
TZS/GBP	2,815.68	2,789.96	2,786.86	2,765.79
TZS/KES	18.85	18.83	18.84	18.82