



A. Equity

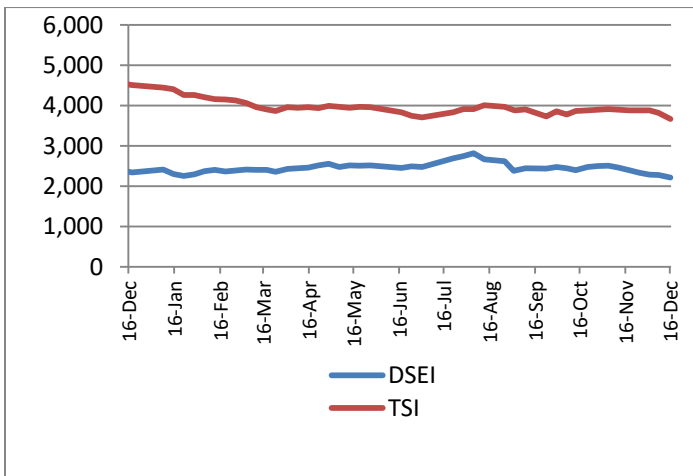
Market Performance

The week recorded a stronger performance than last week's. The weekly turnover was TZS 5,251.40 million, substantial improvement from the previous week's turnover of TZS 1,224.58 million. Activity levels were also up 1.54x with shares traded rose 584,338 from last week's number of 378,529 shares.

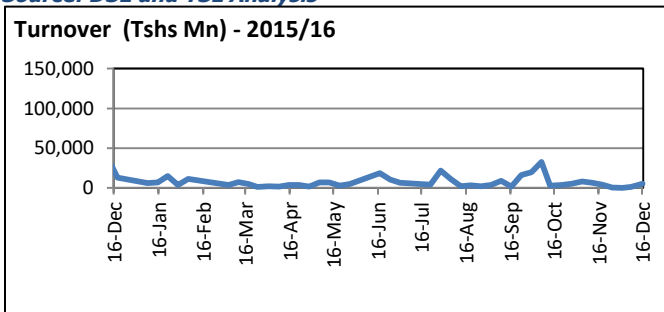
Both indices ended down this week. The DSEI dropped by -2.84% to close at 2,212.63 points while TSI closed the week at 3,667.95 points (-3.99%).

The Banking segment Index settled at 2,772.91 points (+0.19%) stronger than previous week. The Industrial & Allied Index decreased to 4,638.72 points (-5.85%).

Shares Indices



Source: DSE and TSL Analysis



Source: DSE and TSL Analysis

WEEKLY MARKET COMMENTARY

13th December 2016 – 16th December 2016

Statistics – Equity

Total - Week Ending	December 16-2016	Dec 08 - 2016	% Change
Market			
Turnover in Million (TZS)	5,251.40	1,224.58	+328.83%
Volume of Shares	584,338	378,529	+54.37%
DSEI	2,212.63	2,277.37	-2.84%
TSI	3,667.95	3,820.29	-3.99%
Banks, Finance & Services	2,772.91	2,767.66	+0.19%
BI			
Industrial and Allied	4,638.72	4,926.72	-5.85%
IA			
Commercial Services	3,157.95	3,157.95	0.00%
CS			
Total Market Capitalisation		19,811.44	0.00%

Source: DSE

Outlook

We expect moderate activities in the coming week. The money markets are expected to be less liquid as we move towards the end of the year.

This week's Treasury Bills auction witnessed oversubscription though yields experienced a downfall. We hope to see a good investors turnout in the Treasury bonds auction set for Wednesday next week.

Analyst:

Lina Charles Maswi

+255 22 211 2807

+255 657 270 983

lina@tanzaniasecurities.co.tz



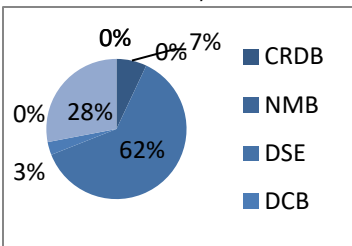
Bank, Finance & Investment Sector (BI)

Banking segment was illiquid in both turnover and in volumes compared to the Industrial and Allied segment. The segment contributed 3% of the total turnover and 26% of the market activity.

This week DSE counter was the active counter on the Banking segment. The counter transacted 94,385 shares and close the week at a price of TZS 1,180 per share.

MKCB had 41,830 shares transacted at a price of TZS 1,020 per share.

CRDB traded 10,997 shares during the week. The counter closed the week at TZS 250 per share.



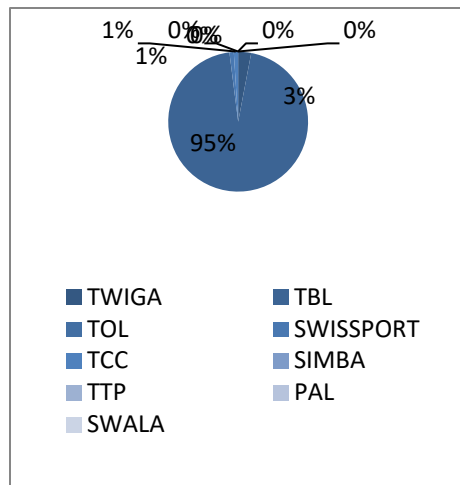
DCB had 4,206 shares transacted at a price of TZS 400 per share.

There were no activities shown on NMB, MCB, MBP and YETU counters during the week.

Industrial and Allied Sector (IA)

The industrial and Allied Segment was more liquid in both turnover and volumes during the week compared to the Banking segment.

TBL closed the week with an upward trend to transact 408,686 shares the counter closed the week at TZS 12,000 per share



Twiga followed with 13,321 shares closing the week at a price of TZS 2,290 per share.

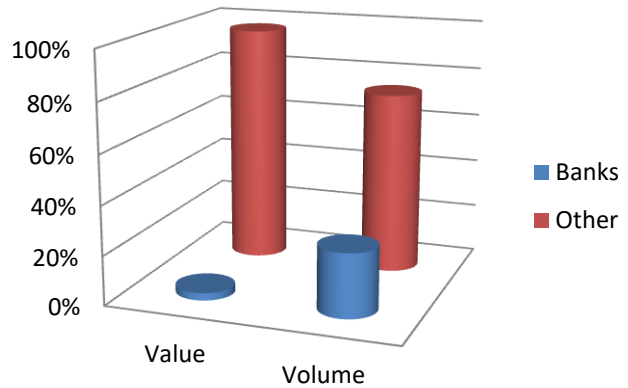
Swissport transacted 5,071 shares closing the week at TZS 5,450 per share

TCC counter traded 3,672

shares at TZS 11,500 per share.

No activities shown on the Swala, Simba, TOL, PAL, and TTP counters during the week.

% Share of the Market's activity



Source: DSE and TSL Analysis

Banking Sector Share Prices (in TZS)

Counter	16.12.2016	08.12.2016	%Changes
DCB	400.00	400.00	0.00%
NMB	2,750.00	2,750.00	0.00%
CRDB	250.00	250.00	0.00%
MKCB	1,020.00	1,020.00	0.00%
MCB	520.00	520.00	0.00%
MBP	600.00	600.00	0.00%
YETU	600.00	600.00	0.00%

Source: DSE and TSL Analysis

IA Share Prices (in TZS):

Counter	16.12.2016	08.12.2016	% Changes
TOL	800.00	800.00	0.00%
TBL	12,000.00	13,000.00	-7.69%
TTP	650.00	650.00	0.00%
PAL	470.00	470.00	0.00%
TCC	11,500.00	11,500.00	0.00%
SIMBA	1,600.00	1,600.00	0.00%
TWIGA	2,290.00	2,290.00	0.00%
SWISSPORT	5,450.00	5,450.00	0.00%
DSE	1,180.00	1,200.00	-1.67%

Source: DSE and TSL Analysis



B. Fixed Income Securities

Primary Market

This week the Government through BOT auctioned Treasury bills worth TZS 138.5 billion which recorded 29.57% oversubscription. Bids submitted amounted TZS 179.46 billion. However, successful bids were for TZS 139.51 billion. WAY decreased to 14.90% from 15.37% in the previous auction.

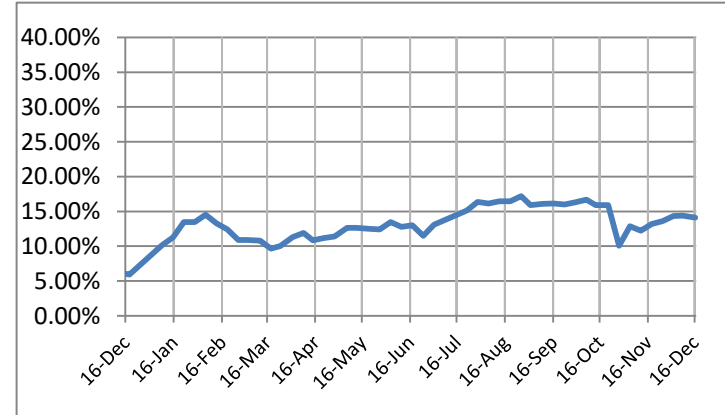
The auction result is as depicted in the table below;

	35 Days	91 Days	182 Days	364 Days
Minimum Successful Price/100	99.35	98.26	92.61	86.22
Weighted Average Price (WAP) for successful Bid	99.35	98.26	93.24	86.37
Weighted Average Yield (WAY) % per Annum	6.80	7.09	14.53	15.82
Amount Offered TZS (000,000)	500	2,000	51,000	85,000
Total Tendered TZS (000,000)	500.00	2,200.00	82,084.38	94,674.44
Undersubscribed(+) Oversubscribed(-) TZS(000,000)	0.00	-200.00	31,084.38	-9,674.44
Successful Bids TZS(000,000)	500.00	2,000.00	82,084.38	54,926.94

Money Market

The Interbank rate towards the end of the week decreased to 14.09% from 14.37%.

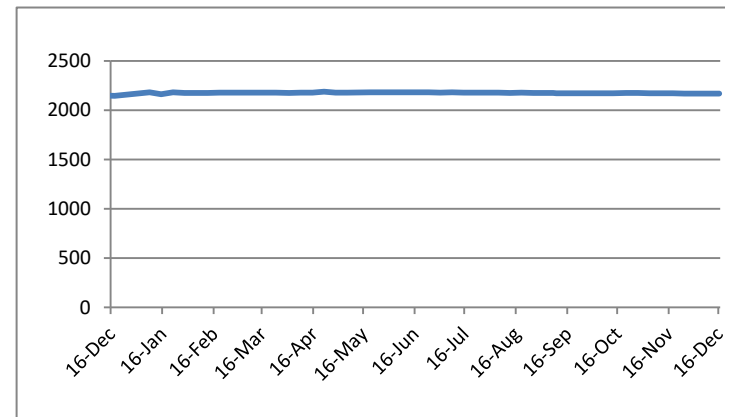
Interbank Borrowing Rates (WAR)



Source: BOT

C. Foreign Exchange

This week the shilling gain the ground against the dollar as indicated in the chart and table below:



Foreign Exchange Market – Four weeks trend

	25-Nov 2016	02-Dec 2016	08-Dec 2016	16-Dec 2016
TZS/USD	2,171.14	2,171.01	2,170.23	2,170.11
TZS/GBP	2,700.57	2,746.00	2,736.01	2,701.90
TZS/KES	21.31	21.32	21.27	21.24

About the Weekly Update report:

Our Weekly Update consists of a combination of our valuation update and a discussion about a piece of news or a general theme that called our attention and that we think might be useful for investors. Our valuation update includes: (1) weekly stock performances, (2) valuation matrix, and (3) selected financials from our earnings models. The contents hereto are for information purposes only and all statements are therefore without any responsibility whatsoever on the part of Tanzania Securities limited.